

(1)

HOW DO THE CENTERING PROCESS IS FOLLOWED IN LAYING OUT THE HOUSES?

ASUMPTIONS:

1. The distribution of open public spaces and their proximate location on the site is roughly conceived at this point. *BASED ON STRUCTURE OF GROWTH & SITE*
2. the no of people which form each cluster and the place they want to be located is known. *(STEPS 6-7-8 in list)*

THE FIELD OF CENTERS SO CALLED THE HOUSE ^{DOMAIN} IS PLAYING THE FOLLOWING ROLES:

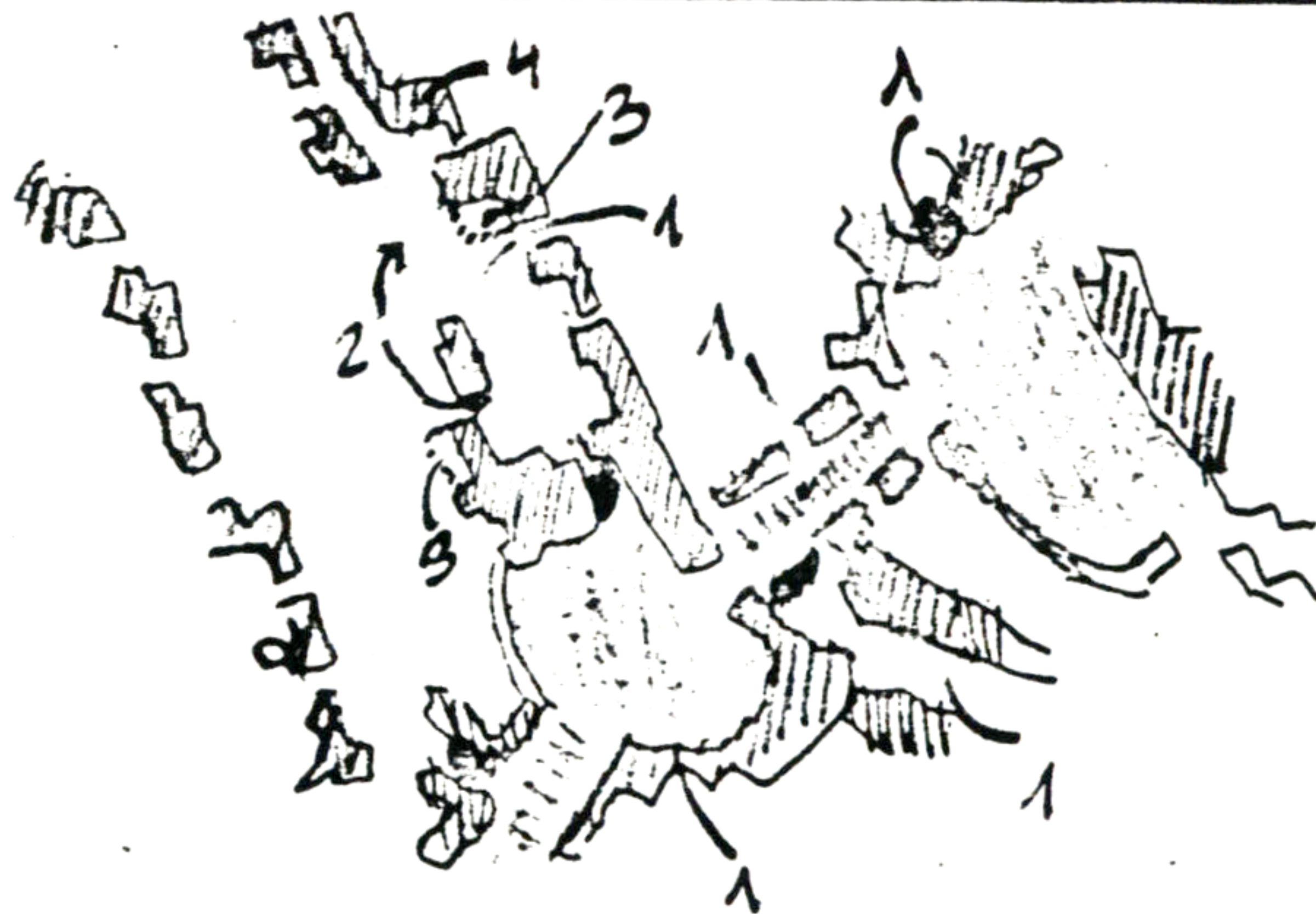
- 1) In formation of exterior public open spaces, I.e, part of a larger field.
- 2) In formation of the house, being the larger field itself.

The questions to be followed in regard to above are:

- 1) What are the centers of the house domain which have role in ^{the} formation of exterior public spaces? Which one has to pay attention to, first while forming those spaces?

The open spaces considered the following: Primary nodes, Secondary nodes, Farm land, Main street, and transition spaces between those I.e, Gates.

- 2) Center of the house which form the space in between the houses, overlooking to farm land?
- 3) Centers of houses which form the private open spaces within each house? (garden, porch)
- 4) Centers of houses in relation to external environmental conditions, I.e, climate, view, sun etc.



THE VOLUMES AND RAUGH SHAPES OF THE HOUSES IS GOING TO BE DETERMINED BY ALL THE ABOVE REGARDLESS OF THE INDIVIDUAL NEEDS WHICH WILL THAN MODIFY THE HOUSES AND BRING IT TO ITS EXACTNESS.

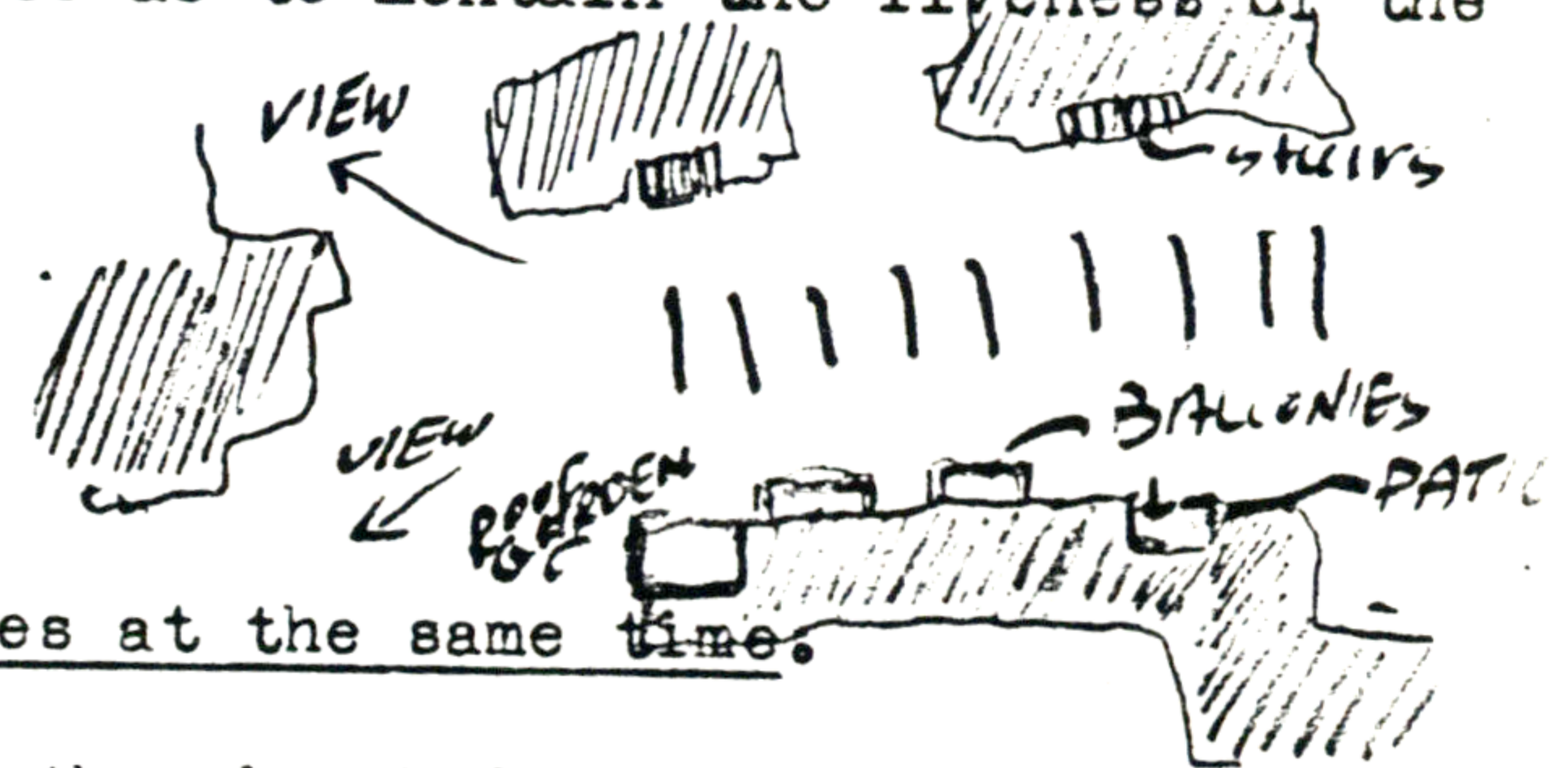
Let's deal with each one of the above generating facts, and try to see the relationship between them.

THE ABOVE 4 MAJOR SECTIONS INDICATE THE MOMENT SEQUENCE IN WHICH THE LAYOUT OF INDIVIDUAL HOUSES ARE GOING TO BE DEVELOPED IN REACHING THE SITE PLAN & HOUSES LAYOUT.

1

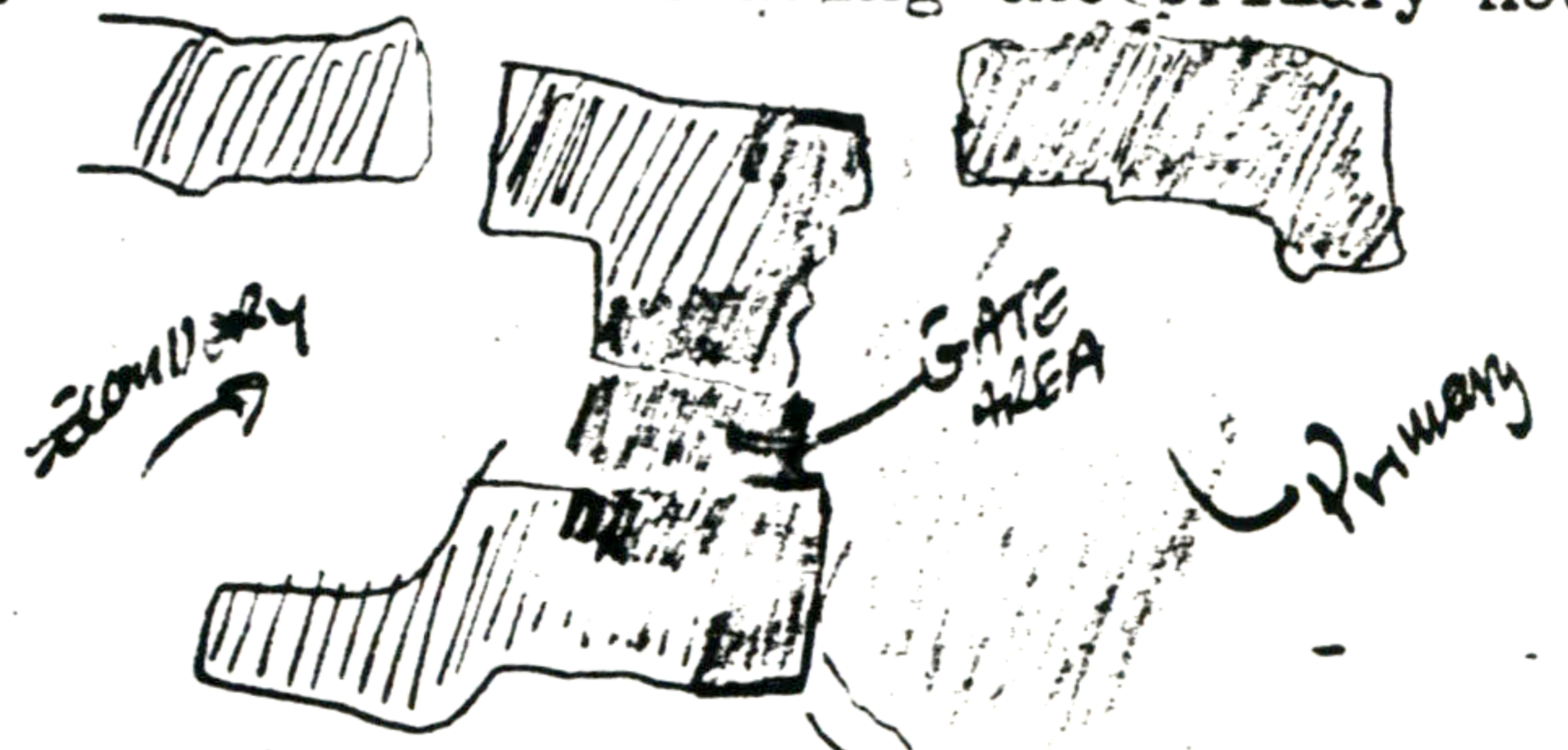
i. Houses attached to main street, what are the critical things in forming the street?

- a. Massive wall to create a solid boundary to the street with roof gardens partly facing the street, so as to create relationship between the open space of the house on the second floor to the street.
- b. exterior stairs leading to second floor, or entrances leading to front patios of first floors, both seen as boundaries of the private domain, should be attached to the main street, so as to form the edge between the two worlds.
- c. The position of the houses are to take care so that nice glimpses of view can be seen while walking in the street, and will hint on the entrance to a primary node.
- d. Balconies at second floor should face the street so as to maintain the liveness of the street and at the same time their privacy.



2. Houses attached to primary nodes and secondary nodes at the same time.

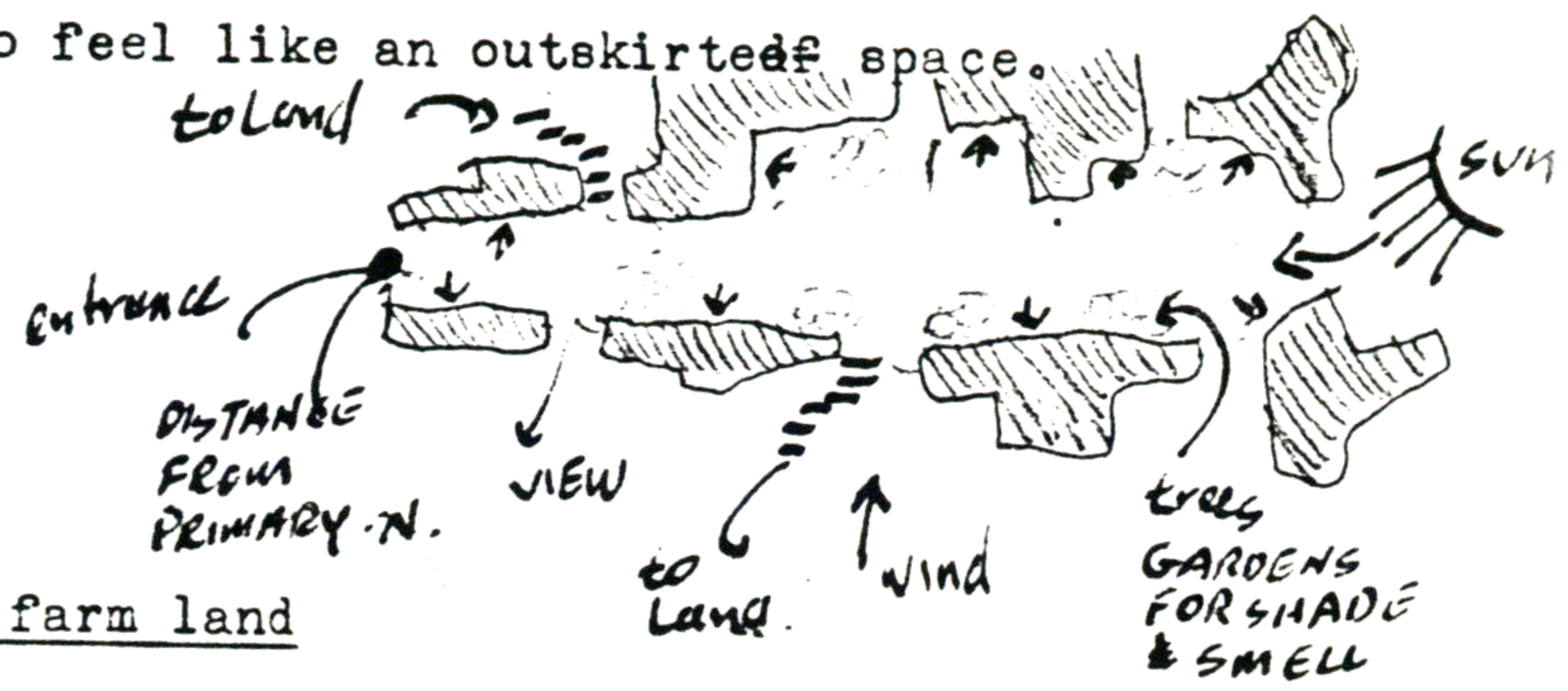
- a. Should form a gate leading from one domain to another, by their exact distance from between houses.
- b. By forming the edge between the more public space and the semipublic space, they should act as a "wall" facing the primary node more of a solid character to supplement the public buildings at that side, and more openly related (entrance, etc) in their relation to the secondary node so that the difference in intensity is felt while leaving the primary node toward the secondary node.



3. Houses attached to secondary nodes.

- a. Exact position of house in relation to other house, should take care that the special points of view that can be seen are not enhanced. This enriches the feeling of the common space.
- b. The building should protect the exposure of that space to strong winds from the west.
- c. They should allow the south-east sun to penetrate the space.
- d. They should allow access to the farm land from the common space at a point where you feel like approaching the land.

- e. The entrance porch or patio or stairs, which are positioned according to the sun view and wind, are to be directly related to the common space, so as to create a center which enlightens the space.
- f. Gardens and trees which are part of the houses should be related to the common space so as to create a beautiful shaded spaces with great smells to be experienced in the common space.
- g. The dimensions of the common space should be related to its proximity to the gate leading to the primary node, so as not to feel like an outskirtsed space.



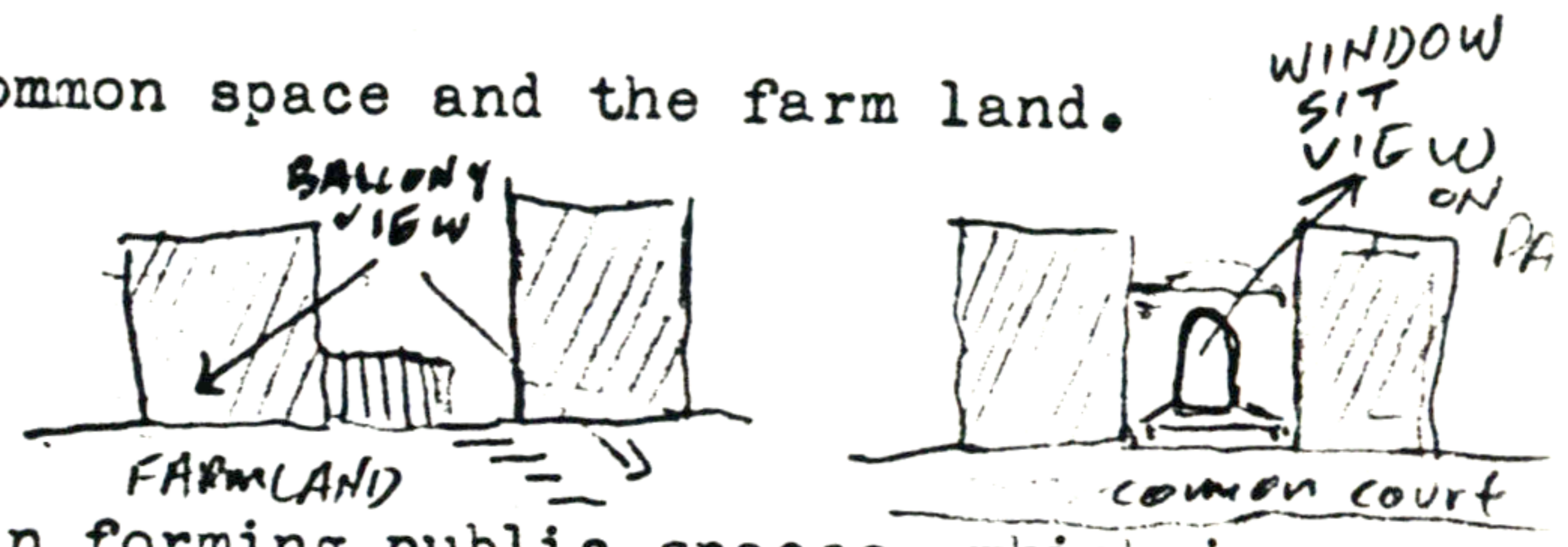
(2)

Space in between houses overlooking the farm land

- a. Should provide balconies for overlooking the view, with stairs leading down to the farm fields, which are like gates between the common space and the farm land.

b. What is this center?????????

c. HOUSES AT FRONT SHOULD PROVIDE VIEW EXCESS TO HOUSES AT BACK ROW.



(3)

Private open spaces. (In addition to their role in forming public spaces, which is inevitably interrelated, stated before)

a. The house is formed in such a way that it encloses a porch which is protected from the west side, ^{The} sun which is low and hot in the summer, and the strong rains and winds in the winter, makes this side unenjoyable. Instead face the porch to the East and enjoy the warm morning sun and the cool afternoon, so you can enjoy it all over the day.

b. Make the porch half covered so the low sun of the east can penetrate and the warmer sun from the south can be filtered through. Vines are perfect, because they have leaves in the summer when you want to be protected, and they are bare in the winter when you want the whole sun coming through.

c. Make the front porch or patio, garden such as that its not only an entrance, but that is actually being used for sitting and playing. South-East.

d. The more open garden for growing food will face the farm land at the back of the house.

e. The open space which will intensively ~~use~~ be used, has to have excess to the open view.

W

Q

Centers of the houses in relation to sun, view climate.

- a. Main entrance: is going to intensify the entrance determined before, and will have room. opening to the view .
- b. Main room: will face the point where you can see the view, and south west side, where and the breeze comes in the sun penetrates when this space is mostly used. Direct relation to the entrance room.
- c. Kitchen and dining area: direct access to the south east porch where one can eat and see the view.
- d. Childrens area: Bed alcoves to the east opened to a play area facing the afternoon sun, when they most spend their time there. And have access to the garden.
- e. Secondary room: should form a private alcove of the main room, attached to the back garden facing the view.
- f. Parents bed rooms: facing east and the more private garden of the house, where you can put a study alcove.
- g. Roof garden. should be protected from wind, and have open view to a far distance. it should face the garden below which is mostly used and physically connected to it.

