BUILDING COMPLEX

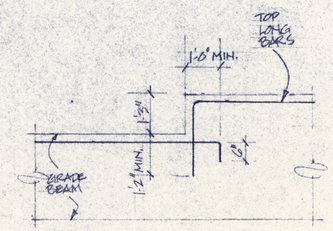

A / B7 DETAIL ELEVATION OF STEP IN GRADE BEAM
SCALE 1/2"=1'-0"

C / B7 FOUNDATION PLAN
SCALE 1/8" = 1'-0"

B / B7 TYPICAL GRADE BEAM & BEAM INTERSECTIONS (PLAN VIEW)
SCALE 1/2"=1'-0"

NOTES

1. ALL REBAR SIZE #4 AND LARGER TO BE (60KSI) STEEL
2. TYPICAL REBAR SIZES IN GRADE BEAM (SEE SHEET B9)
   LONG BARS = #6 (60 KSI STEEL REQ'D)
   TYPICAL STIRRUPS = #3
   SKEW CORNER STIRRUPS: USE 2 - #3 BARS AT EACH LOCATION
3. ARCHITECT TO LOCATE BENCH MARK.

BF = BOTTOM OF FOOTING
TS = TOP OF SLAB
TF = TOP OF FOOTING
C / B9 = MEANS SECTION C ON SHEET B9 WITH ORIENTATION OF ARROW

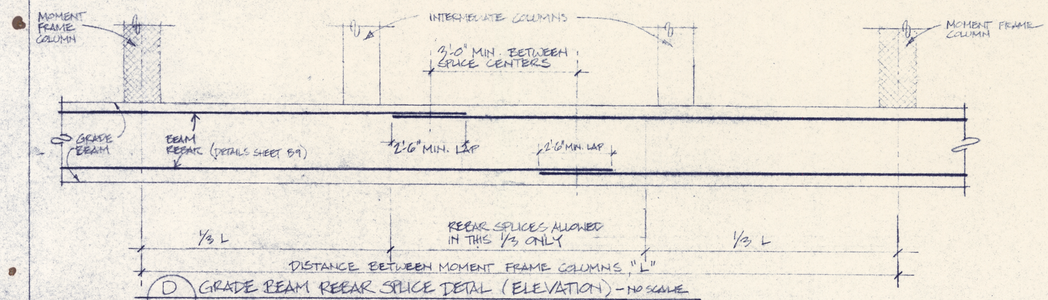

D / B7 GRADE BEAM REBAR SPLICE DETAIL (ELEVATION) - NO SCALE

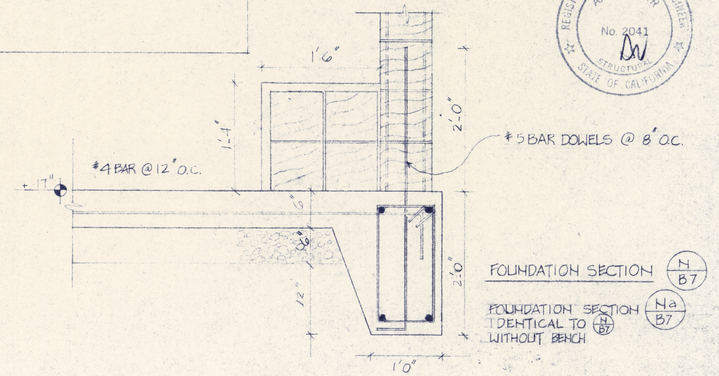

FOUNDATION SECTION N / B7

FOUNDATION SECTION Na / B7 IDENTICAL TO N / B7 WITHOUT BENCH

REGISTERED ARCHITECT Christopher Alexander No. 7769 EXP 12 STATE OF CALIFORNIA

REGISTERED PROFESSIONAL ENGINEER A. J. MILLER No. 2041 STRUCTURAL STATE OF CALIFORNIA

DATE: JULY 10, 1987